

HMP Bintex

Connecting Power Since 1969

CABLES & WIRES



ERDA
APPROVED

CPRI
APPROVED



CE



Connecting Power Since
1969

INDEX

• Vision & Mission	01
• Glorious Journey	02
• Infrastructure	03
• Our Product Range	04
• House Wires	05
• Multi Core Flexible Cables	07
• 3 Core PVC and XLPE Submersible Flat Cables	09
• Aluminium and Copper XLPE Power Cables	11
• Fire Survival Cables	13
• Welding Cables	14
• Lan Cables	15





MISSION

our mission is to manufacture premium-quality cables and wires that deliver safety, reliability, efficiency, and long-lasting performance. We are committed to exceeding customer expectations through innovation, advanced technology, stringent quality standards, and ethical business practices.



VISION

To become a globally trusted and respected brand in the cables and wires industry by delivering innovative, safe, and high-performance electrical solutions that empower progress, inspire trust, and create sustainable value for customers, society, and future generations.



VALUE

- Quality Excellence
- Customer Commitment
- Integrity & Ethics
- Innovation
- Safety & Reliability
- Sustainability
- Continuous Improvement



Glories JOURNEY



INFRASTRUCTURE

At **HMP BINTEX CABLES LLP**, our vision is to establish ourselves as a symbol of excellence in the electric wires and cables industry. To achieve this goal, we have invested in building a state-of-the-art manufacturing facility, leaving no stone unturned in ensuring top-notch production standards. Our machinery and processes are thoughtfully designed with flexibility, allowing us to adapt seamlessly to evolving technologies and changing customer requirements. This ensures that our cables and wires consistently deliver superior quality and unmatched reliability.

With our advanced infrastructure and efficient operations, we are able to optimize production costs—enabling us to offer premium quality products at highly competitive prices in the market.



PRODUCT RANGE



FR-LF HOUSE WIRES



FR-LSH LIFETIME HOUSE WIRES



ZHFR FIREPROOF HOUSE WIRES



**HR-FR PVC INSULATED
MULTICORE FLEXIBLE CABLES**



**3 CORE PVC & XLPE
SUBMERSIBLE FLAT CABLES**



**ALUMINIUM AND COPPER
XLPE POWER CABLES**



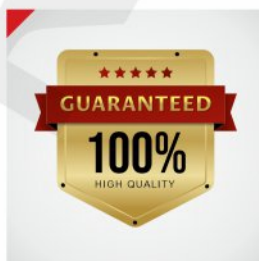
FIRE SURVIVAL CABLES



WELDING CABLES



LAN CABLES



FR-LF HOUSE WIRES



High-quality electrical wiring works like the veins of a human body—the essential lifeline of any building. Today, more than ever, there's a need for wires that ensure superior power efficiency, enhanced safety, and are environmentally responsible.

HMP Bintex FR-LF Wire is designed to meet this exact need. It reflects HMP Bintex's constant commitment to making lives safer, smarter, and more reliable. Engineered with precision, it complies with strict European standards for environmental sustainability and cable safety, backed by RoHS and REACH certifications. A smarter choice for safer living.



101% Cu
CONDUCTIVITY



100%
BUNCHED COPPER



BEST THERMAL
CAPACITY



20% HIGHER
CURRENT CAPACITY



HIGH HEAT
RESISTANCE



NO HARMFUL
CHEMICALS



LEAD
FREE

HR-FR LIFETIME HOUSE WIRES



Conductor :

The conductor is drawn from 100% bright electrolytic copper and bunched together using the state of the art machinery.

Insulation :

Specially formulated in house HR-FR 105°C PVC is used for insulation purpose which prevents the spread of fire in an event of fire situation. There is minimal smoke and the smoke emitted is non toxic.

Marking :

The cables are printed with "HMP BINTEX CABLES LLP FR-LSH" marking.

Colours :

Available in Red, Yellow, Blue, Green, Black, White & Grey. Any other colour can be made on request.

Packing :

Available in 90 mtrs or 180 mtrs coil.



101% Cu
CONDUCTIVITY



100%
BUNCHED COPPER



BEST THERMAL
CAPACITY



20% HIGHER
CURRENT CAPACITY



HIGH HEAT RESISTANCE
UP TO 105°C



HALOGEN
ACID <15%



>30%
OXYGEN INDEX



SMOKE DENSITY
RATING <40%

ZHFR FIREPROOF HOUSE WIRES



Conductor :

The conductor is drawn from 100% bright electrolytic copper and bunched together using the state of the art machinery.

Insulation :

Specially formulated in house Zero halogen Fire retardant (ZHFR) PVC is used for insulation purpose which prevents the spread of fire in an event of fire situation. There is minimal smoke and the smoke emitted is non toxic.

Marking :

The cables are printed with "HMP BINTEX CABLES LLP Fireproof" marking.

Colours :

Available in Red, Yellow, Blue, Green, Black, White & Grey. Any other colour can be made on request.

Packing :

Available in 90 mtrs or 180 mtrs coil.



101% Cu
CONDUCTIVITY



100%
BUNCHED COPPER



BEST THERMAL
CAPACITY



20% HIGHER
CURRENT CAPACITY



HIGH HEAT
RESISTANCE



HALOGEN
ACID <0%



>30%
OXYGEN INDEX



SMOKE DENSITY
RATING <6%

Project Coil 180Mtr. Available in Box Packing

HMP BINTEX, SINGLE CORE, HR-FR PVC INSULATED INDUSTRIAL CABLE AS PER IS : 694

NOMINAL AREA OF CONDUCTOR	NO. OF STRANDS/MAXIMUM DIAMETER OF STRAND	THICKNESS OF INSULATION	APPROX OVERALL DIAMETER	CURRENT CARRYING CAPACITY	RESISTANCE (MAX) AT 20 DEGREE
Sq. mm	Nos./mm	mm	mm	Amps	Ohms
0.75 mm	24/0.21	0.60	2.25	8.54	26
1.00mm	14/.031	0.70	2.60	14.64	18.1
1.50 mm	22/0.31	0.70	2.85	19.52	12.1
2.50 mm	36/0.31	0.80	3.50	26.84	7.41
4.00 mm	56/0.31	0.80	3.95	34.8	4.95
6.00 mm	84/0.31	0.80	4.45	44.4	3.30

Note : * The number and diameter of conductor strands are for reference only. Conductor resistance as per IS:8130 is the governing criteria. The above data is indicative and may be revised without prior intimation. As per IS:3961 (Part V)-1968



Project Coil 180Mtr. Available in Box Packing

HMP BINTEX, SINGLE CORE, FR-LSH PVC INSULATED INDUSTRIAL CABLE AS PER IS : 694

NOMINAL AREA OF CONDUCTOR	NO. OF STRANDS/MAXIMUM DIAMETER OF STRAND	THICKNESS OF INSULATION	APPROX OVERALL DIAMETER	CURRENT CARRYING CAPACITY	RESISTANCE (MAX) AT 20 DEGREE
Sq. mm	Nos./mm	mm	mm	Amps	Ohms
0.75 mm	24/0.21	0.60	2.25	8.54	26
1.00mm	14/.031	0.70	2.60	14.64	18.1
1.50 mm	22/0.31	0.70	2.85	19.52	12.1
2.50 mm	36/0.31	0.80	3.50	26.84	7.41
4.00 mm	56/0.31	0.80	3.95	34.8	4.95
6.00 mm	84/0.31	0.80	4.45	44.4	3.30

Note : * The number and diameter of conductor strands are for reference only. Conductor resistance as per IS:8130 is the governing criteria. The above data is indicative and may be revised without prior intimation. As per IS:3961 (Part V)-1968



Project Coil 180Mtr. Available in Box Packing

HMP BINTEX, SINGLE CORE, ZHFR PVC INSULATED INDUSTRIAL CABLE AS PER IS : 694

NOMINAL AREA OF CONDUCTOR	NO. OF STRANDS/MAXIMUM DIAMETER OF STRAND	THICKNESS OF INSULATION	APPROX OVERALL DIAMETER	CURRENT CARRYING CAPACITY	RESISTANCE (MAX) AT 20 DEGREE
Sq. mm	Nos./mm	mm	mm	Amps	Ohms
0.75 mm	24/0.21	0.60	2.25	8.54	26
1.00 mm	14/.031	0.70	2.60	14.64	18.1
1.50 mm	22/0.31	0.70	2.85	19.52	12.1
2.50 mm	36/0.31	0.80	3.50	26.84	7.41
4.00 mm	56/0.31	0.80	3.95	34.8	4.95
6.00 mm	84/0.31	0.80	4.45	44.4	3.30

Note : * The number and diameter of conductor strands are for reference only. Conductor resistance as per IS:8130 is the governing criteria. The above data is indicative and may be revised without prior intimation. As per IS:3961 (Part V)-1968



HR-FR PVC INSULATED MULTICORE FLEXIBLE CABLES

Application :

These cables are used for wiring in machines, control panels, etc in dry and damp conditions especially under typical industrial environment.

Conductor :

The conductors are drawn from bright electrolytic grade copper and bunched together as per class 5 of IS : 8130.

Insulation :

Bunched conductors are insulated with specially developed HR-FR PVC which has high Insulation and volume resistivity.

Sheathing :

Best in class soft PVC is used for sheathing of the cable which ensures high flexibility.

Marking :

Sequential meter marking with generic marking "HMP BINTEX CABLES LLP" at one meter interval.

Packing :

Available in standard packing of 100 mtr. Drum packing 500 mtr and above available on request.

SIZE DIMENSIONS AND RATINGS

SIZE	NO. OF STRANDS / NOMINAL DIA. OF CONDUCTOR	NOMINAL INSULATION THICKNESS	NOMINAL THICKNESS OF SHEATH				APPROX. OVERALL DIAMETER				CURRENT RATING	VOLTAGE / AMP PER MTR.		MAX. D.C. CONDUCTOR RESISTANCE AT 20C
			2 CORE	3 CORE	4 CORE	5 CORE	2 CORE	3 CORE	4 CORE	5 CORE		DC OR SLPH. AC	3 PH. AC	
Sq. mm	Nos. / mm	mm	mm	mm	mm	mm	mm	mm	mm	mm	Amps	mv	mv	mv
0.50	16/0.20	0.60	0.90	0.90	0.90	0.90	6.90	7.30	8.00	8.70	4.0	83.00	72.00	72.00
0.75	24/0.20	0.60	0.90	0.90	0.90	0.90	7.30	7.70	8.40	9.20	7.0	56.00	48.00	48.00
1.00	32/0.20	0.60	0.90	0.90	0.90	1.00	7.60	8.10	8.80	9.60	11.0	43.00	37.00	37.00
1.50	30/0.25	0.60	0.90	0.90	1.00	1.00	8.90	9.40	10.40	11.40	14.0	31.00	26.00	26.00
2.50	50/0.25	0.70	1.00	1.00	1.00	1.00	10.30	10.90	12.00	13.20	19.0	18.00	16.00	16.00
4.00	56/0.30	0.80	1.00	1.00	1.00	1.10	11.60	12.40	13.60	15.30	26.0	11.00	9.60	9.60
6.00	84/0.30	0.80	1.10	1.20	1.20	-	13.00	13.80	15.50	-	33.0	7.30	6.00	6.00
10.00	141/0.30	1.00	1.30	1.40	1.40	-	16.50	17.70	19.50	-	45.0	4.40	3.50	3.50
16.00	266/0.30	1.00	1.40	1.40	1.40	-	19.40	20.60	23.00	-	60.0	2.80	2.20	2.20
25.00	196/0.40	1.20	1.40	1.50	1.60	-	23.80	25.60	28.50	-	75.0	0.20	1.40	1.40
35.00	276/0.40	1.20	1.60	1.60	1.70	-	27.20	29.30	32.70	-	95.0	0.20	1.00	1.00

Note : * The number and diameter of conductor strands are for reference only. Conductor resistance as per IS:8130 is the governing criteria
The above data is indicative and may be revised without prior intimation. As per IS:3961 (Part V)-1968



SIZE AND DIMENSION CHART OF CONTROL FLEXIBLE CABLES

SIZE	0.50 SQ.MM			0.75 SQ.MM			1.00 SQ.MM			1.50 SQ.MM			2.50 SQ.MM		
NO. OF CORES	NOMINAL INSULATION THICKNESS	NOMINAL SHEATH THICKNESS	MAX. OVERALL DIA. OF CABLE	NOMINAL INSULATION THICKNESS	NOMINAL SHEATH THICKNESS	MAX. OVERALL DIA. OF CABLE	NOMINAL INSULATION THICKNESS	NOMINAL SHEATH THICKNESS	MAX. OVERALL DIA. OF CABLE	NOMINAL INSULATION THICKNESS	NOMINAL SHEATH THICKNESS	MAX. OVERALL DIA. OF CABLE	NOMINAL INSULATION THICKNESS	NOMINAL SHEATH THICKNESS	MAX. OVERALL DIA. OF CABLE
	mm	mm	mm	mm	mm	mm	mm	mm	mm	mm	mm	mm	mm	mm	mm
6	0.60	0.90	9.50	0.60	1.00	10.00	0.60	1.00	10.50	0.60	1.00	12.40	0.70	1.10	14.50
7	0.60	0.90	9.50	0.60	1.00	10.00	0.60	1.00	10.50	0.60	1.00	12.40	0.70	1.10	14.50
8	0.60	1.00	11.10	0.60	1.00	11.80	0.60	1.00	12.40	0.60	1.10	14.70	0.70	1.20	17.30
9	0.60	1.00	11.80	0.60	1.10	12.40	0.60	1.10	13.10	0.60	1.10	15.60	0.70	1.30	18.30
10	0.60	1.00	12.00	0.60	1.10	12.70	0.60	1.10	13.40	0.60	1.10	16.00	0.70	1.30	18.70
11	0.60	1.00	12.00	0.60	1.10	12.70	0.60	1.10	13.40	0.60	1.10	16.00	0.70	1.30	18.70
12	0.60	1.00	12.40	0.60	1.10	13.10	0.60	1.10	13.90	0.60	1.10	16.50	0.70	1.30	19.40
13	0.60	1.00	13.10	0.60	1.10	13.80	0.60	1.10	14.60	0.60	1.20	17.40	0.70	1.30	20.50
14	0.60	1.10	13.10	0.60	1.10	13.80	0.60	1.10	14.60	0.60	1.20	17.40	0.70	1.30	20.50
15	0.60	1.10	13.50	0.60	1.20	14.30	0.60	1.20	15.10	0.60	1.20	18.10	0.70	1.40	21.30
16	0.60	1.10	13.80	0.60	1.20	14.60	0.60	1.20	15.40	0.60	1.20	18.40	0.70	1.40	21.70
17	0.60	1.10	14.60	0.60	1.20	15.40	0.60	1.20	16.30	0.60	1.30	19.50	0.70	1.40	23.00
18	0.60	1.10	14.60	0.60	1.20	15.40	0.60	1.30	16.30	0.60	1.30	19.50	0.70	1.40	23.30
19	0.60	1.10	14.60	0.60	1.20	15.40	0.60	1.30	16.30	0.60	1.30	19.50	0.70	1.40	23.80
20	0.60	1.20	15.40	0.60	1.30	16.30	0.60	1.40	17.30	0.60	1.40	20.70	0.70	1.50	24.40
21	0.60	1.20	15.40	0.60	1.30	16.30	0.60	1.40	17.30	0.60	1.40	20.70	0.70	1.50	25.00
22	0.60	1.20	16.30	0.60	1.30	17.30	0.60	1.40	18.20	0.60	1.40	21.90	0.70	1.50	25.80
23	0.60	1.20	16.30	0.60	1.30	17.30	0.60	1.40	18.20	0.60	1.40	21.90	0.70	1.50	26.30
24	0.60	1.20	17.10	0.60	1.30	18.20	0.60	1.40	19.20	0.60	1.40	23.00	0.70	1.50	27.20
25	0.60	1.20	17.10	0.60	1.30	19.00	0.60	1.40	19.20	0.60	1.40	23.00	0.70	1.50	27.90

CONSTRUCTION OF ROUND MULTICORE FLEXIBLE CABLES



3 CORE PVC AND XLPE SUBMERSIBLE FLAT CABLES

Application :

These cables are mainly used in submersible pump connections. The outer sheath is made with special formulation which ensures that the cable resists extreme environmental conditions, water, oil and grease.

Conductor :

The conductors are drawn from bright electrolytic grade copper and bunched together as per relevant class of IS : 8130.

Insulation :

Bunched conductors are insulated with specially developed RoHS PVC which has high Insulation and volume resistivity.

Sheathing :

Best in class soft PVC is used for sheathing of the cable which ensures high flexibility.

Marking :

Sequential meter marking with generic marking "HMP BINTEX CABLES LLP" at one meter interval.

Core Colour :

● Red ● Yellow ● Blue

SIZE DIMENSIONS AND RATINGS CHART FOR 3 CORE FLAT SUBMERSIBLE CABLES

CONDUCTOR CONSTRUCTION		CONDUCTOR RESISTANCE AT 20C°	NOMINAL INSULATION THICKNESS	NOMINAL SHEATH THICKNESS	APPROX. OVERALL DIMENSIONS (WXH) (+/- 0.5)	CURRENT CARRYING CAPACITY
CROSS SECTIONAL AREA	NO. OF STRANDS/ MAX. DIA. OF STRANDS					
Sq. mm	Nos. / mm	(ohm/km) / Max	mm	mm	mm	Amp.
3C x 1.00	32 / 0.200	19.500	0.60	0.90	11.0 x 5.40	12
3C x 1.50	30 / 0.250	13.300	0.60	0.90	12.0 x 5.60	18
3C x 2.50	50 / 0.250	7.980	0.70	1.00	13.0 x 6.20	24
3C x 4.00	56 / 0.300	4.950	0.80	1.00	15.3 x 7.10	28
3C x 6.00	84 / 0.300	3.300	0.80	1.10	19.2 x 8.40	36
3C x 10.00	140 / 0.300	1.910	1.00	1.40	24.2 x 10.40	48
3C x 16.00	126 / 0.400	1.210	1.00	1.40	29.0 x 12.40	64
3C x 25.00	196 / 0.400	0.780	1.20	2.00	36.5 x 15.70	80
3C x 35.00	276 / 0.400	0.554	1.20	2.00	40.5 x 17.20	100
3C x 50.00	396 / 0.400	0.386	1.40	2.20	46.5 x 19.30	130

UNIQUE FEATURES :



1ST IN INDIA TO PROVIDE 3 LAYER COVERING ABOVE THE BUNCHED COPPER



XLPE INSULATION ENSURES HIGHER CURRENT CARRYING CAPACITY



RoHS PVC SLEEVE PROTECTS THE XLPE INSULATION FROM CRACKING



100% ACTUAL GAUGE



50% HIGHER CURRENT CARRYING CAPACITY THAN NORMAL PVC FLAT CABLE



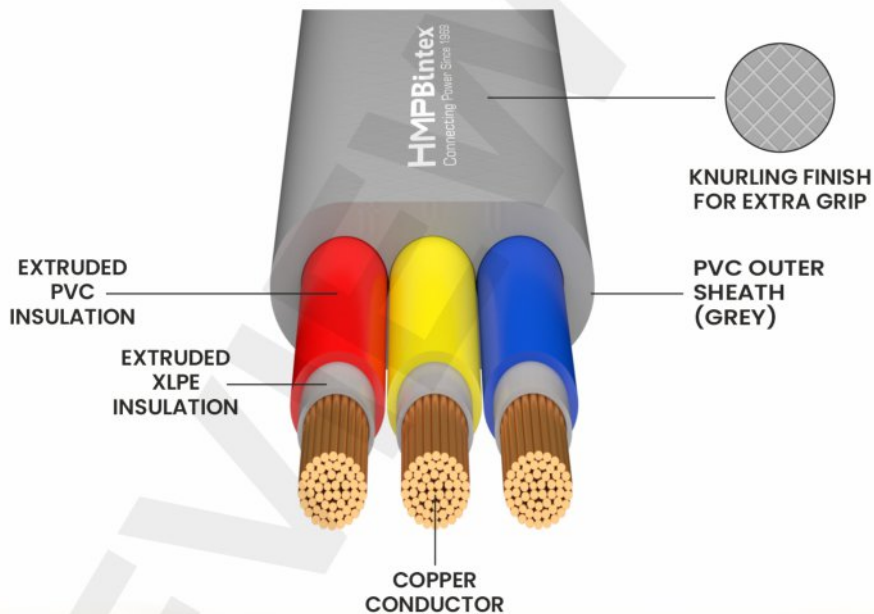
HIGH ABRASION RESISTANT PVC WITH KNURLING FOR FOR EXTRA GRIP



SELECTION CHART OF CABLES

SUBMERSIBLE PUMPSET CABLE SELECTION CHART FOR 415 V, 3 PHASE - 50Hz.																			
HP	LENGTH IN METERS																		
	10	20	30	40	50	60	70	80	90	100	120	140	160	180	200	250	300	350	400
1.0/1.5	1.0	1.0	1.0	1.0															
3.0	1.5	1.5	1.5	1.5	1.5	1.5	1.5	1.5	1.5	1.5	1.5	2.5	2.5	2.5	2.5	4.0	4.0	4.0	6.0
4.0	1.5	1.5	1.5	1.5	1.5	1.5	1.5	1.5	1.5	1.5	1.5	2.5	2.5	4.0	4.0	4.0	6.0	6.0	6.0
5.0	1.5	1.5	1.5	1.5	1.5	1.5	1.5	1.5	1.5	1.5	1.5	2.5	2.5	4.0	4.0	6.0	6.0	6.0	10.0
6.0	1.5	1.5	1.5	1.5	1.5	1.5	1.5	1.5	1.5	1.5	1.5	4.0	4.0	4.0	6.0	6.0	10.0	10.0	10.0
7.5S	2.5	2.5	2.5	2.5	2.5	2.5	2.5	2.5	2.5	2.5	2.5	4.0	4.0	6.0	6.0	10.0	10.0	10.0	16.0
7.5D	1.5	1.5	1.5	1.5	1.5	1.5	1.5	1.5	1.5	1.5	1.5	2.5	2.5	4.0	4.0	6.0	6.0	6.0	10.0
10.0	1.5	1.5	1.5	1.5	1.5	1.5	1.5	1.5	1.5	1.5	1.5	4.0	4.0	4.0	6.0	6.0	10.0	10.0	10.0
12.5	2.5	2.5	2.5	2.5	2.5	2.5	2.5	2.5	2.5	2.5	2.5	4.0	4.0	6.0	6.0	10.0	10.0	10.0	16.0
15.0	2.5	2.5	2.5	2.5	2.5	2.5	2.5	2.5	2.5	2.5	2.5	6.0	6.0	6.0	10.0	10.0	10.0	10.0	16.0
17.5	4.0	4.0	4.0	4.0	4.0	4.0	4.0	4.0	4.0	4.0	4.0	6.0	6.0	10.0	10.0	10.0	16.0	16.0	16.0
20.0	4.0	4.0	4.0	4.0	4.0	4.0	4.0	4.0	4.0	4.0	4.0	10.0	10.0	10.0	10.0	16.0	16.0	16.0	25.0
25.0	4.0	4.0	4.0	4.0	4.0	4.0	4.0	4.0	4.0	4.0	4.0	10.0	10.0	10.0	16.0	16.0	16.0	16.0	25.0
30.0	6.0	6.0	6.0	6.0	6.0	6.0	6.0	6.0	6.0	6.0	6.0	10.0	10.0	10.0	16.0	16.0	16.0	16.0	25.0
40.0	10.0	10.0	10.0	10.0	10.0	10.0	10.0	10.0	10.0	10.0	10.0	16.0	16.0	16.0	25.0	25.0	25.0	25.0	35.0
50.0	16.0	16.0	16.0	16.0	16.0	16.0	16.0	16.0	16.0	16.0	16.0	16.0	16.0	25.0	25.0	35.0	35.0	35.0	50.0

CONSTRUCTION OF 3 CORE PVC AND XLPE SUBMERSIBLE FLAT CABLES



ALUMINIUM AND COPPER XLPE POWER CABLES

Application :

XLPE Armoured cables are generally used for power transmission and distribution line rated at 1100v. In comparison with PVC insulated power cable, XLPE boast not only characteristics of excellent electricity mechanism, and heat stress but also has simple structure, light weight, no restriction on laying drop & high temperature allowance for long term working.

Conductor :

Conductors are made from Electrolytic Aluminium/Copper conforming to IS : 8130, and are compact circular or compact shaped. Stranding makes the cable flexible while shaping makes them compact.

Insulation :

Shaped conductors are insulated with XLPE compound which has high Insulation and volume resistivity, along with higher current carrying capacity than PVC.

Inner Sheath :

Laid up and twisted conductors are provided with best in class extruded PVC which acts as a bedding for G.I. wire/strip armouring.

Armouring :

Best in class hot dipped GI wire/strip are used for armouring the cable.

Outer-Sheath:

Specially formulated ST-2 compound is used for outer sheathing of XLPE cables.

Marking :

Sequential meter marking with generic marking "HMP BINTEX CABLES LLP" at one meter interval.

Packing :

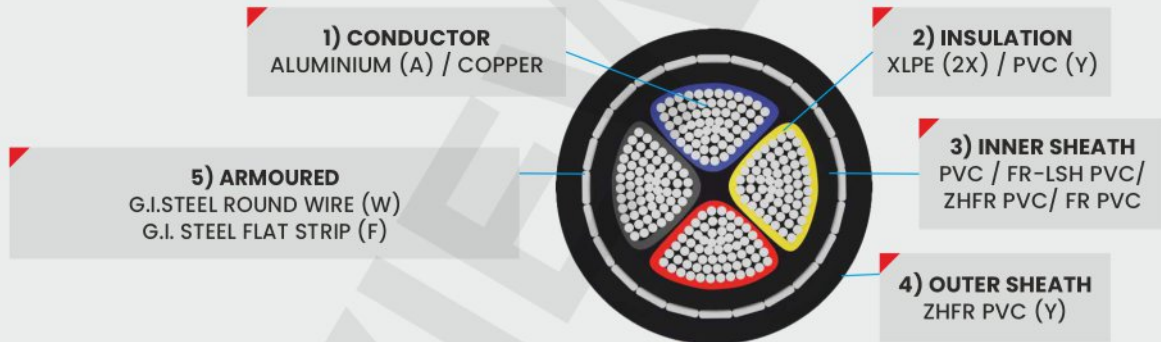
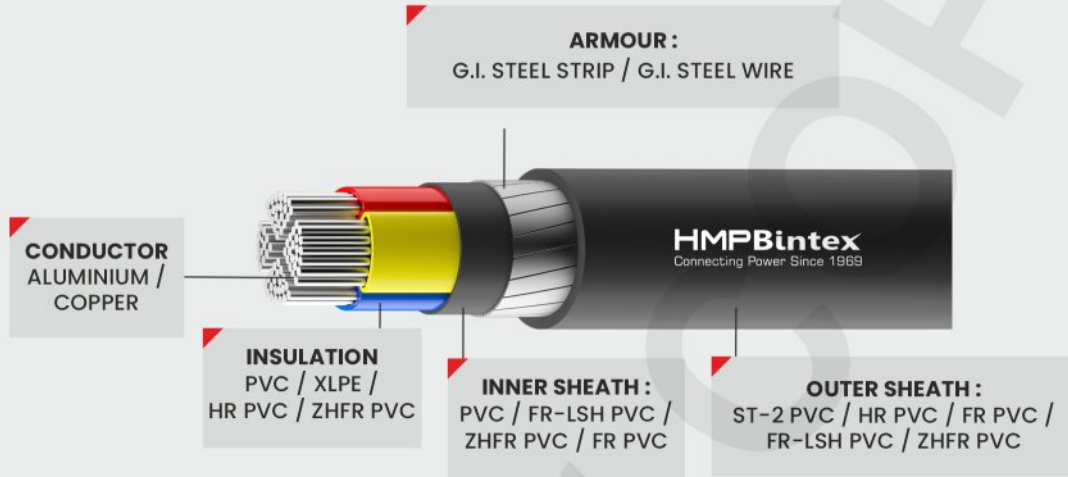
Drum packing 500 mtr and above available on request.

Core Colour :

● Red ● Yellow ● Blue ● Black



CONSTRUCTION OF ALUMINIUM AND COPPER XLPE POWER CABLES



SIZE	Single Core 1.5 to 1000 SQ.MM Multi Core 1.50 to 630 SQ.MM
NO. OF CORES	1 / 2 / 3 / 3.5 / 4
CONDUCTOR	Stranded / Solid / Circular / Shaped as per IS:8130, IEC 60228, BS 6360
MATERIAL	Aluminium / Copper
INSULATION	PVC / XLPE / HR PVC / Zero Halogen
ARMOUR	G.S.STEEL ROUND WIRE / G.S.STEEL FORMED WIRE (STRIP) / G.S.STEEL TAPE / ALUMINIUM ROUND WIRE / ALUMINIUM FORMED WIRE (STRIP) / ALUMINIUM TAPE as per IS 3975, IEC 60502 P-1.
OUTER SHEATH	PVC / HR PVC / FR / FRLS PVC / Zero Halogen as per IS 5831, IEC 60502, BS 7655.
VOLTAGE GRADE	650 / 1100 V

FIRE SURVIVAL CABLES

According to the India Risk Survey Report 2017, fire ranks among the top three risks across key sectors such as Education, Hospitality, Infrastructure, Media, Healthcare, and Retail. In infrastructure, fire incidents are commonly triggered by factors like cable short circuits, faulty equipment and appliances, presence of flammable materials, negligence, inadequate staff training, poor wiring and maintenance, as well as defects in electrical panels and circuit breakers. The report highlights that electricity remains the leading cause of fire outbreaks in buildings and infrastructure.

APPLICATION :

HMP BINTEX CABLES LLP Fire Survival Multi-Core Armoured Cables are specifically designed for both indoor and outdoor applications where uninterrupted power supply during fire conditions is critical. These cables are ideal for environments where the emission of toxic gases can pose serious risks to human life or sensitive equipment—such as high-rise buildings, schools, hospitals, hotels, shopping malls, and subways.

FLAME RETARDANT VS FIRE RESISTANT CABLES: :

There is a significant difference between Flame Retardant and Fire Resistant cables.

- Flame Retardant Cables help prevent the spread of fire to surrounding areas.
- Fire Resistant Cables, however, go a step further by not only limiting fire spread but also maintaining circuit integrity for an extended duration during fire conditions.

This distinction plays a crucial role in ensuring life safety, enabling safe evacuation, and supporting the controlled shutdown of critical systems.

CONSTRUCTION :

- Annealed plain stranded copper as per class 2
- Mica glass flame barrier tape
- Extruded XLPE insulation
- Insulated cores assembled together
- Extruded FRLS/LSZH inner sheath
- Galvanised Steel round wire armouring
- Extruded LSZH outer sheath

UNIQUE FEATURES :

- | | | | | |
|---|---|---|---|---|
|  |  |  |  |  |
| GREEN AND HEALTHY ENVIRONMENT CABLES | HALOGEN FREE | NO RELEASE OF TOXIC GASES | EXCELLENT FLAME RETARDANT PROPERTIES | MAINTAINS CIRCUIT INTEGRITY |



WELDING CABLES

APPLICATION :

Specifically designed for machine welding and hand welding to work in damp, dry, indoor and outdoor locations.

TYPES OF WELDING CABLES :

- NBR single insulated
- NBR insulated + NBR sheathed
- HOFR insulated + NBR sheathed
- HOFR single Insulated

CONSTRUCTION

Conductor :
Ultra Flexible Class 5 Bare
Annealed Electrolytic Copper

Seperator :
BOPP polyster tape

Insulation :
1st covering of HOFR
(Heat, oil and Flame retardant),
2nd Sheathing layer made of
TPR compound

TECHNICAL INFORMATION

CROSS SECTIONAL AREA	NO. OF STRANDS/ DIA. OF COPPER	NOMINAL THICKNESS	OUTER DIA APPROX.	MAX. CONDUCTOR RESISTANCE AT 20° C	CURRENT RATING					
					WELDING APPLICATIONS					
					DUTY CYCLE					
					100%	85%	80%	60%	35%	20%
Sq. mm	Nos. / mm	mm	mm	ohm / km	amp	amp	amp	amp	amp	amp
10.00	320 / 0.200	2.00	10.04	1.910	100	100	100	101	106	116
16.00	513 / 0.200	2.00	11.25	1.210	135	136	136	139	150	174
25.00	783 / 0.200	2.00	12.96	0.780	180	182	183	190	213	254
35.00	1121 / 0.200	2.00	14.82	0.554	225	229	231	243	279	338
50.00	702 / 0.300	2.20	16.78	0.386	285	293	296	316	371	457
70.00	999 / 0.300	2.40	19.17	0.272	355	367	373	403	482	602
95.00	1332 / 0.300	2.60	21.88	0.206	430	448	456	498	606	765
120.00	1702 / 0.300	2.80	24.03	0.161	500	524	534	587	721	917

Note : * The number and diameter of conductor strands are for reference only. Conductor resistance as per IS:8130 is the governing criteria. The above data is indicative and may be revised without prior intimation. As per IS:3961 (Part V)-1968

RATING FACTORS FOR VARIATION IN AMBIENT TEMPERATURE

Ambient Temperature °C	20°	25°	30°	35°	40°	45°	50°	55°	60°	65°
Rating Factor	1.04	1.00	0.96	0.91	0.87	0.82	0.76	0.69	0.64	0.57

UNIQUE FEATURES :



OUTSTANDING ELECTRICAL AND MECHANICAL STRENGTH




HEAT AND OIL RESISTANT (HOFR)



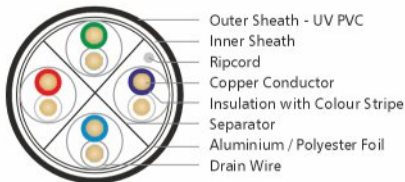
EXCEPTIONALLY HIGH RESISTANT TO CUTS AND ABRASION



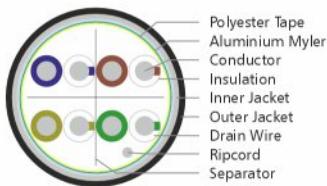
EXCELLENT FLEXIBILITY FOR LONG LASTING LIFE



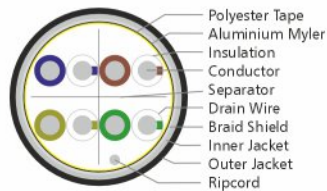
LAN CABLES



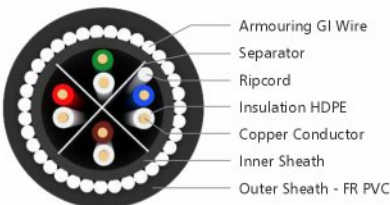
CAT 6 UTP




CAT 5E UTP



CAT 6 OUTDOOR STP



CAT -6 ARM



TECHNICAL INFORMATION

SIZE	PACKING	COLOUR
CAT 5E	305 Mtr. Tangle Free	Light Grey
CAT 6	305 Mtr. Tangle Free	Light Grey
CAT 6 OUTDOOR	305 Mtr. Drum	Black
CAT 6 ARM	305 Mtr. Drum	Black

UNIQUE FEATURES :



LOW STRUCTURAL
RETURN LOSS



MAXIMUM
NOISE IMMUNITY



HIGH ACR VALUES
(LOW BIT ERROR RATE)



HIGH DATA TRANSFER
SPEEDS
(UPTO 1000 MBPS)

WHY CHOOSE HMPBintex?

● Huge manufacturing capacity :

- Factory area spread across 50,000 Sq. Ft.
- Copper production and processing capacity of more than 2000 Tonnes/Year
- Fully automated plant with state of the art machinery

● Full range of products available under single roof :

- House wires : FR, FRLS, ZHFR
- Single and multicore flexible cables
- Flat submersible cables
- Supersoft Halogen cables
- Aluminium and copper armoured and unarmoured cables
- Welding cables
- LAN Cables
- Fire Survival Cables

● Quality over Quantity :

- Our products pass through rigorous testing before they are dispatched.
- Fully functional laboratory with best in class testing equipments for IS 694 and IS 7098 approvals
- ISO 9001, CE, ERDA, CPRI, RoHS and REACH approved product
- 100% Online spark testing

● Did You Know?

- We have a 50 year old legacy. When you buy **HMPBintex** , you buy 50 years of experience with it.
- Each month we manufacture wires and cables more than the Earth's diameter.

Connecting Power Since
1969

HMP BINTEX CABLES LLP

Gate Number - 4 & 5, Mayur Nagar Main Road, Near Rajmoti Oil Mill, Bhavnagar Road, Rajkot - 360003.
Email : info@hmpbintexcables.com | Cell : +91 92659 53530